

1) Status of the notification

Final

2) Issuer

Name SOLVAY
Identification number 0403-091-220

3) Reason for the notification

Acquisition or disposal of financial instruments that are treated as voting securities

4) Notification by

A parent undertaking or a controlling person

5) Persons subject to the notification requirement

Name	Address (for legal entities)
The Goldman Sachs Group, Inc	Corporation Truse Center, 1209 Orange Street, Wilmington, DE 19801, USA

6) Persons that dispose of voting rights (only to be filled in if art. 7 of the Law applies)

Name	Address (for legal entities)

Please continue entering the information in **part II** concerning the persons referred to in Sections 5 and 6

Part II

7) Date on which the threshold is crossed

29/01/2026 (DD/MM/YYYY)

8) Threshold that is crossed (in %)

7.5

If the holding has fallen below the lowest threshold, you have the option of not entering any numbers in Section 10

9) Denominator


105,876,416

Please enter the denominator before filling in the data

10) Notified details

A) Voting rights	Previous notification	After the transaction			
	# of voting rights	# of voting rights		% of voting rights	
Holder of voting rights		Linked to securities	Not linked to the securities	Linked to securities	Not linked to the securities


The Goldman Sachs Group, Inc.	0	0		0.00%		-
Goldman Sachs & Co. LLC	11,394	22,001		0.02%		-
Goldman Sachs International	159,241	0		0.00%		-
Goldman Sachs Asset Management, L.P.	26,717	26,717		0.03%		-
Goldman Sachs Bank Europe SE		7,491		0.01%		-
Goldman Sachs Asset Management International	362	362		0.00%		-
Subtotal	197,714	56,571		0.05%		+
TOTAL		56,571	0	0.05%	0.00%	

 Start with "groups" of holders. Add subtotals with Σ , and then finish with the persons who are "alone".
For groups, start with the ultimate controlling natural person or legal entity.
The totals, subtotals and % will be updated once you have clicked on <CALCULATE>.

B) Equivalent financial instruments	After the transaction						
	Holders of equivalent financial instruments	Type of financial instrument	Expiration date	Exercise period or date	# of voting rights that may be acquired if the instrument is exercised	% of voting rights	
Goldman Sachs Bank Europe SE	Call Warrant	31/12/2030		145	0.00%	Cash	-
Goldman Sachs Bank Europe SE	Call Warrant	31/12/2030		825	0.00%	Cash	-
Goldman Sachs Bank Europe SE	Call Warrant	31/12/2030		3,200	0.00%	Cash	-
Goldman Sachs Bank Europe SE	Call Warrant	30/06/2037		4,550,000	4.30%	Cash	-
Goldman Sachs Bank Europe SE	Call Warrant	31/12/2030		800	0.00%	Cash	-
Goldman Sachs Bank Europe SE	Call Warrant	31/12/2030		2,400	0.00%	Cash	-
Goldman Sachs Bank Europe SE	Call Warrant	31/12/2030		1,700	0.00%	Cash	-
Goldman Sachs Bank Europe SE	Call Warrant	31/12/2030		100	0.00%	Cash	-
Goldman Sachs Bank Europe SE	Call Warrant	31/12/2030		10,000	0.01%	Cash	-
Goldman Sachs Bank Europe SE	Call Warrant	31/12/2030		90	0.00%	Cash	-
Goldman Sachs Bank Europe SE	Call Warrant	31/12/2030		1,000	0.00%	Cash	-
Goldman Sachs Bank Europe SE	Call Warrant	31/12/2030		4,481	0.00%	Cash	-
Goldman Sachs Bank Europe SE	Call Warrant	31/12/2030		4,400	0.00%	Cash	-
Goldman Sachs Bank Europe SE	Call Warrant	31/12/2030		200	0.00%	Cash	-
Goldman Sachs Bank Europe SE	Call Warrant	31/12/2030		7,319	0.01%	Cash	-
Goldman Sachs Finance Corp International Ltd	Swap	10/04/2035		98,827	0.09%	Cash	-
Goldman Sachs International	Swap	04/09/2028		4,426	0.00%	Cash	-
Goldman Sachs International	Swap	14/07/2037		25,207	0.02%	Cash	-
Goldman Sachs International	Swap	24/12/2035		10,779	0.01%	Cash	-
Goldman Sachs Finance Corp International Ltd	Swap	14/04/2037		42,976	0.04%	Cash	-
Goldman Sachs International	Swap	14/07/2037		1,260	0.00%	Cash	-
Goldman Sachs International	Swap	26/02/2027		192,253	0.18%	Cash	-
Goldman Sachs International	Swap	14/07/2037		5,041	0.00%	Cash	-
Goldman Sachs International	Swap	16/01/2029		243,536	0.23%	Cash	-
Goldman Sachs International	Swap	14/07/2037		10,083	0.01%	Cash	-
Goldman Sachs Finance Corp International Ltd	Swap	30/04/2035		217,054	0.21%	Cash	-
Goldman Sachs International	Swap	16/01/2031		895	0.00%	Cash	-
Goldman Sachs International	Swap	14/01/2036		12,797	0.01%	Cash	-
Goldman Sachs International	Swap	02/01/2029		2,917	0.00%	Cash	-

Goldman Sachs International	Swap	22/05/2035		117,292	0.11%	Cash	-
Goldman Sachs International	Swap	11/01/2027		21,573	0.02%	Cash	-
Goldman Sachs International	Swap	12/11/2035		12,059	0.01%	Cash	-
Goldman Sachs International	Swap	06/06/2035		17,169	0.02%	Cash	-
Goldman Sachs International	Swap	17/08/2026		6,386	0.01%	Cash	-
Goldman Sachs International	Swap	05/11/2035		1,235	0.00%	Cash	-
Goldman Sachs International	Swap	14/07/2037		2,521	0.00%	Cash	-
Goldman Sachs International	Swap	26/11/2035		195,167	0.18%	Cash	-
Goldman Sachs International	Swap	14/07/2037		18,906	0.02%	Cash	-
Goldman Sachs International	Swap	17/08/2026		1,594	0.00%	Cash	-
Goldman Sachs International	Swap	30/10/2035		108,182	0.10%	Cash	-
Goldman Sachs International	Swap	21/01/2036		241,505	0.23%	Cash	-
Goldman Sachs International	Swap	29/04/2026		50	0.00%	Cash	-
Goldman Sachs International	Swap	31/10/2035		1,690	0.00%	Cash	-
Goldman Sachs International	Swap	16/10/2035		141	0.00%	Cash	-
Goldman Sachs International	Swap	20/11/2028		33,219	0.03%	Cash	-
Goldman Sachs International	Swap	28/12/2026		381,829	0.36%	Cash	-
Goldman Sachs Finance Corp International Ltd	Swap	22/09/2031		13,273	0.01%	Cash	-
Goldman Sachs International	Swap	16/04/2026		1	0.00%	Cash	-
Goldman Sachs International	Swap	20/11/2028		39,081	0.04%	Cash	-
Goldman Sachs International	Swap	31/10/2035		395	0.00%	Cash	-
Goldman Sachs International	Swap	17/08/2026		696	0.00%	Cash	-
Goldman Sachs International	Swap	17/08/2026		1,128	0.00%	Cash	-
Goldman Sachs International	Swap	11/11/2027		10,884	0.01%	Cash	-
Goldman Sachs International	Swap	25/02/2028		4,817	0.00%	Cash	-
Goldman Sachs International	Swap	04/12/2028		105,511	0.10%	Cash	-
Goldman Sachs Finance Corp International Ltd	Swap	27/09/2034		19,634	0.02%	Cash	-
Goldman Sachs International	Swap	14/01/2036		4,619	0.00%	Cash	-
Goldman Sachs International	Swap	14/07/2037		3,781	0.00%	Cash	-
Goldman Sachs International	Swap	05/09/2028		25,520	0.02%	Cash	-
Goldman Sachs International	Swap	05/01/2027		660	0.00%	Cash	-
Goldman Sachs International	Swap	14/07/2037		3,781	0.00%	Cash	-
Goldman Sachs International	Swap	29/01/2029		1,443	0.00%	Cash	-
Goldman Sachs Finance Corp International Ltd	Swap	25/09/2034		142,431	0.13%	Cash	-
Goldman Sachs International	Swap	13/11/2034		5,646	0.01%	Cash	-
Goldman Sachs International	Swap	06/11/2035		16,858	0.02%	Cash	-
Goldman Sachs International	Swap	05/12/2030		3,416	0.00%	Cash	-
Goldman Sachs International	Swap	14/01/2036		4,181	0.00%	Cash	-
Goldman Sachs International	Swap	17/08/2026		564	0.00%	Cash	-
Goldman Sachs International	Swap	26/11/2035		5,707	0.01%	Cash	-
Goldman Sachs International	Swap	14/07/2037		5,041	0.00%	Cash	-
Goldman Sachs International	Swap	14/07/2037		6,302	0.01%	Cash	-
Goldman Sachs International	Swap	26/11/2035		457,862	0.43%	Cash	-
Goldman Sachs International	Swap	14/07/2037		5,041	0.00%	Cash	-

Goldman Sachs International	Swap	30/04/2026		3,313	0.00%	Cash	-
Goldman Sachs International	Swap	26/11/2035		1,583	0.00%	Cash	-
Goldman Sachs International	Swap	14/08/2028		26,557	0.03%	Cash	-
Goldman Sachs International	Call Option	19/06/2026		175,000	0.17%	Physical	-
Goldman Sachs International	Put Option	18/06/2027		150,000	0.14%	Physical	-
Goldman Sachs International	Put Option	18/12/2026		75,000	0.07%	Physical	-
Goldman Sachs & Co. LLC	Securities Lending	Open		8,865	0.01%	Physical	-
Goldman Sachs International	Securities Lending	Open		60,214	0.06%	Physical	-
Goldman Sachs Bank Europe SE	Securities Lending	Open		2,441	0.00%	Physical	+
TOTAL				8,006,473	7.56%		

 **The totals** will be updated once you have clicked on <CALCULATE>

TOTAL (A & B)	# of voting rights	% of voting rights
CALCULATE	8,063,044	7.62%

11) Full chain of controlled undertakings through which the holding is effectively held, if applicable

Please refer to Annexure - Structured Chart

12) In case of proxy voting for only one GM


Holder will cease to hold / will hold again 0 voting rights as of (DD/MM/YYYY)

13) Additional information

With reference to the items mentioned in Section 10B:
 - "Call Warrants", "Swaps", "Call Option" and "Put Option" mentioned in rows 66 to 144- these are held by the corresponding entities where Goldman Sachs has a long exposure

Done at London

On 04/02/2026 (DD/MM/YYYY)

Signature 

For security reasons, the unsigned form in xlsx format should be transmitted to trp.fin@fsma.be. You can do this manually OR if you have MS Outlook at your disposal via the "Save & Send" button.

In addition, a signed copy in PDF format should also be transmitted.

Chain of Controlled Undertakings:

- GOLDMAN SACHS INTERNATIONAL IS CONTROLLED BY GOLDMAN SACHS GROUP UK LIMITED WHICH IS CONTROLLED BY GOLDMAN SACHS (UK) L.L.C. WHICH IS CONTROLLED BY THE GOLDMAN SACHS GROUP, INC.
- GOLDMAN SACHS ASSET MANAGEMENT, L.P. IS CONTROLLED BY GSAM HOLDINGS LLC WHICH IS CONTROLLED BY THE GOLDMAN SACHS GROUP, INC.
- GOLDMAN SACHS ASSET MANAGEMENT INTERNATIONAL IS CONTROLLED BY GOLDMAN SACHS ASSET MANAGEMENT INTERNATIONAL HOLDINGS LTD WHICH IS CONTROLLED BY GSAMI HOLDINGS II LTD. WHICH IS CONTROLLED BY GSAMI HOLDINGS I LLC WHICH IS CONTROLLED BY GSAM HOLDINGS LLC WHICH IS CONTROLLED BY THE GOLDMAN SACHS GROUP, INC.
- GOLDMAN SACHS BANK EUROPE SE IS CONTROLLED BY GOLDMAN SACHS BANK USA WHICH IS CONTROLLED BY THE GOLDMAN SACHS GROUP, INC.
- GOLDMAN SACHS FINANCE CORP INTERNATIONAL LTD WHICH IS CONTROLLED BY GS GLOBAL MARKETS, INC. WHICH IS CONTROLLED BY THE GOLDMAN SACHS GROUP, INC.
- GOLDMAN SACHS & CO. LLC IS CONTROLLED BY THE GOLDMAN SACHS GROUP, INC.

